

300 W – 36/48 V

DC-UPS, AC/DC uninterruptible power supply system for critical DC loads with Data Link

All-in-One: Power supply + Battery charger + Back-up functions, all packaged in one box.

- Selectable Output Voltage, 36 Vdc or 48 Vdc
- Load-first, Dynamic Load/Battery power sharing
- Adjustable maximum battery charging current
- Suitable for backup of high inrush current DC loads
- Buffer time setting of load backup
- Universal charging output, selectable Battery Type
- SBS Smart Temperature Compensation probe (opt.)
- Manual Battery start-up button with no mains
- Battery life test, automatic or manual on push button
- Extensive **BattSafe** battery management firmware
- Full set of protection and monitoring functions
- Local monitoring and diagnostics on LEDs
- Remote alarms via 3 voltage-free relay contacts
- Communication via Modbus Data Link

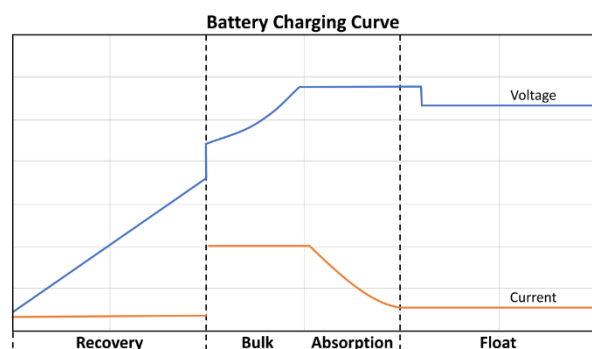
Norms - Certifications - Conformity

This device complies with:

- **Electrical Safety** Low Voltage Directive 2014/35/EU, 2014/35/UE as follow:
- EN60950-1, (UL60950-1, UL508, C22.2, EN60335-2-29, UL1236), EN IEC 62368-1:2014/AC:2015.
- **EMC Emission** EN55011 (CISPR11), EN55022 (CISPR22) Class B, EN61000-3-3
- **EMC Immunity** EN61000-4-2,3,4,5,6,8,11
- **Fire Detection** and fire alarm systems EN54-4
- **Charging cycle** DIN41773
- **UL Pending**

Battery Management

Rated Voltage	36 Vdc	48 Vdc
Charging Curve	3 stages (IUoU) + Recovery	
Charging Current setting (min/max)	0.6 A / 6 A	0.5 A / 5 A
Battery Type, selectable by Dip Switch	Vented & Sealed Lead Acid, AGM, Li-Io, Li-PoFe, NiCd/Ni-MH	
Voltage max	44,2 Vdc	59.0 Vdc
Boost Voltage	43,2 Vdc	57.6 Vdc
Float Voltage, dip switch selectable	According to battery type	
Recovery Charge	4-30	4-40 Vdc
Low Voltage Disconnect (LVD) Threshold	27,7 Vdc	37 Vdc
Low Voltage Alarm Threshold	33 Vdc	44 Vdc
Time Boost-Bulk Charge (Typ. IN)	min 5 s, max 15 h	
Temperature Compensation	SBS Smart Temperature Compensation probe (opt.)	
Boost voltage Enable/Disable Protections	Local dip switch or Remote Link Reverse Polarity, Disconnected Battery Wrong Battery Voltage Sulphated Battery, Cell-In Short Circuit	
Battery Diagnostics		
Life Test	Automatic Every 2 h in Standby, Manual on Push Button	



Technical data

Input		
Rated Input Voltage AC	115/230/277 Vac (range 85-305 Vac)	
Frequency Range	50/60 Hz (range 47- 440 Hz)	
Input Current (Typ.)	2.8 A (115 Vac), 1.4 A (230 Vac)	
Rated Input Voltage DC	110/220 Vdc (range 110-420 Vdc)	
Input Current DC (Typ.)	3.0 (110 Vdc), 1.5 A (220 Vdc)	
Inrush Current (Typ. Cold Start)	15 A max	
Setup, Rise Time Max	1 s	
Recommended External Fuse/MCB	10A, curve B	
Load Output – Power Supply Mode – Mains ON & Battery OFF		
Voltage, selectable by Dip Switch ¹	36 Vdc	48 Vdc
Rated Current (I _a)	6 A	5 A
Ripple / Noise ²	80 mVpp	80 mV _{pp}
Short Circuit Protection	yes	
Overload Protection	Constant Current mode > 110% I _R	
Over Voltage Protection	70 Vdc	
Load Output – Standby Mode – Mains ON & Battery ON		
Voltage Range, Automatic Set ¹	36 – 43,2 Vdc	48-57.6 Vdc
Max Continuous Current (I _R +I _{BATT})	12 A	10 A
Max Current for 30 s	15 A	15 A
Max Current for 15 s	17,5 A	17,5 A
Max Current for 5 s	< 20 A	< 20 A
Load Output – Backup Mode – Mains OFF & Battery ON		
Voltage Range, Automatic Set ¹	27,7 - 36 Vdc	37-48 Vdc
Max Continuous Current (I _R +I _{BATT})	12 A	10 A
Max Current for 60 s	15 A	15 A
Max Current for 30 s	17,5 A	17,5 A
Max Current for 5 s	< 20 A	< 20 A
Time Buffering for Backup	30 s up to ∞	
Start from battery with no mains	Yes, on Push Button	
Quiescent current	< 90 mA	
Signal Output/Input		
Standby / Backup	Change-over relay contact, M terminals	
Common Fault	Change-over relay contact, F terminals	
Rectifier failure	Change-over relay contact, S terminals	
Full set of monitor and alarm visual signals	Flashing code on 3, Three-color LEDs	
Modbus data link	Dual RJ45 connector	
Climatic Data		
Operating Ambient Temperature (T _A)	-25 up to +70°C	
Relative Humidity, no condensation@25°C	max 95%	
Storage Temperature	-40 up to +85°C	
Cooling	Natural Convection	
General Data		
Efficiency (Typ.)	>91%	>91%
Temperature Derating Factor ¹	2.5 %/°C, T _A > 50°C	
Altitude Derating Factor ¹	0.5°C/100 m, above 2000 m	
Insulation Voltage (In/Out)	4 kVac	
Insulation Voltage (In/PE)	2 kVac	
Insulation Voltage (Out/PE)	500 Vdc	
Insulation Resistance (500 V)	> 100 MΩ	
Protection Class (EN/IEC 60529)	IP 20	
Pollution Degree Environment	2	
Dimensions (W x H x D)	80 x 130 x 126 mm	
Weight	0.9 kg	
Commercial Data		
Weight per unit, including packing	1.0 kg	
Dimensions per unit, including packing	85 x 138 x 134 mm	
Volume per unit, including packing	0.0014 m ³	
Custom Tariff HS	85044055	
Country of origin	Italy	


Authorised, valued-added distributor


Australia & New Zealand



Powerbox Australia Pty Ltd

Sydney Head Office
4 Beaumont Road,
Mt Kuring-Gai, NSW 2080
Australia


 1800 251 380

 sales@powerbox.com.au

 powerbox.com.au

Powerbox Pacific Ltd

New Zealand Sales Office
1a Henry Rose Place,
Albany, Auckland
New Zealand 0632

 09 4158 320

 sales@powerbox.co.nz

 powerbox.co.nz